

#25032000/#25033000 **impact**
Everything.

NATURELLE® WALL MOUNT FEMININE NAPKIN RECEPTACLE

TO MOUNT

Install one unit beside each toilet in the women's restroom. Mount on wall within easy reach of seated occupant - at same height as toilet tissue dispenser.

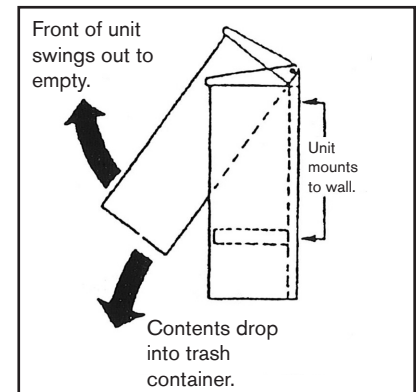
Mark on wall location of two mounting screws. Start screws. Hang unit and tighten screws.

TO OPEN



Grasp bottom front edge of unit firmly and pull outward.

TO EMPTY

Place trash container below unit. Open unit. Paper liner and contents will fall into trash container. Close unit and insert fresh liner in top.



FOR REFILL LINERS SPECIFY #77



ENCLOSED IS A SELF ADHERING STICKER.
PLEASE PLACE THIS STICKER ON THE TOP
OR FRONT OF THE SANISAC UNIT.

SAMPLE STICKER ONLY —

PLEASE PLACE TAMPON
APPLICATOR & USED
SANITARY PADS IN
THIS CONTAINER

Impact Products LLC.
2840 Centennial Road
Toledo, OH 43617

impact-products.com
419.841.2891
800.833.1541

25032000_235033000_Instructions (REV 01/21)